

School Data Analysis

Easter HAF 2026

Daniel Clarke

Holiday Activities and Food Team

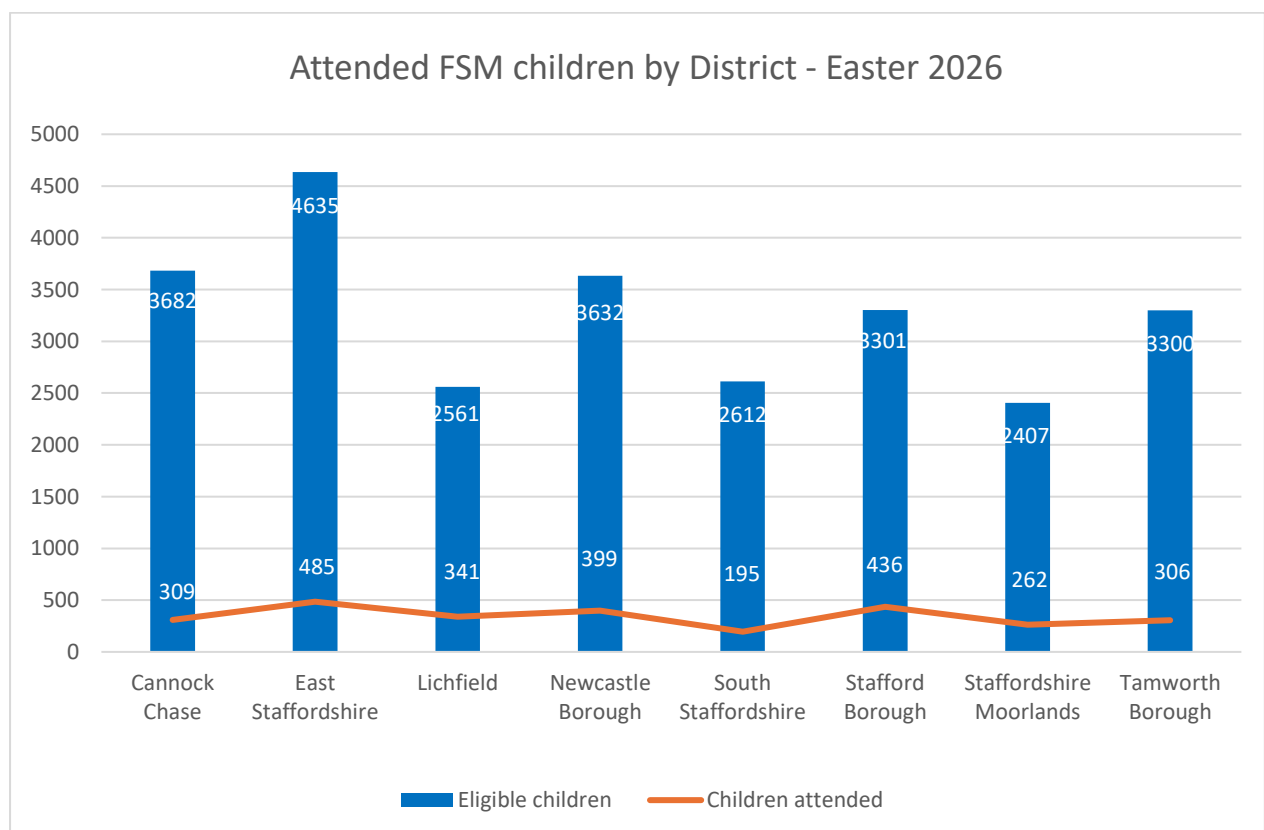
Staffordshire County Council

Overview

Within Staffordshire 26,130 children aged 5 to 16, are eligible for benefit related free school meals and subsequently the Holiday Activities and Food Programme (HAF). We contacted all 26,130 children ahead of Easter delivery and 2733 individual children attended at least one session during our summer programme. This equates to 10.46% of the total number of eligible children across the County*

Throughout this report you will be able to take a deeper dive into the school data which will allow us to target specific schools, or areas, with high numbers of eligible children but who may have had low uptake during the Easter Programme. By targeting these specific schools and areas we hope to be able to increase our engagement across the HAF programme and ensure that as many of our eligible children can access this valuable resource as possible.

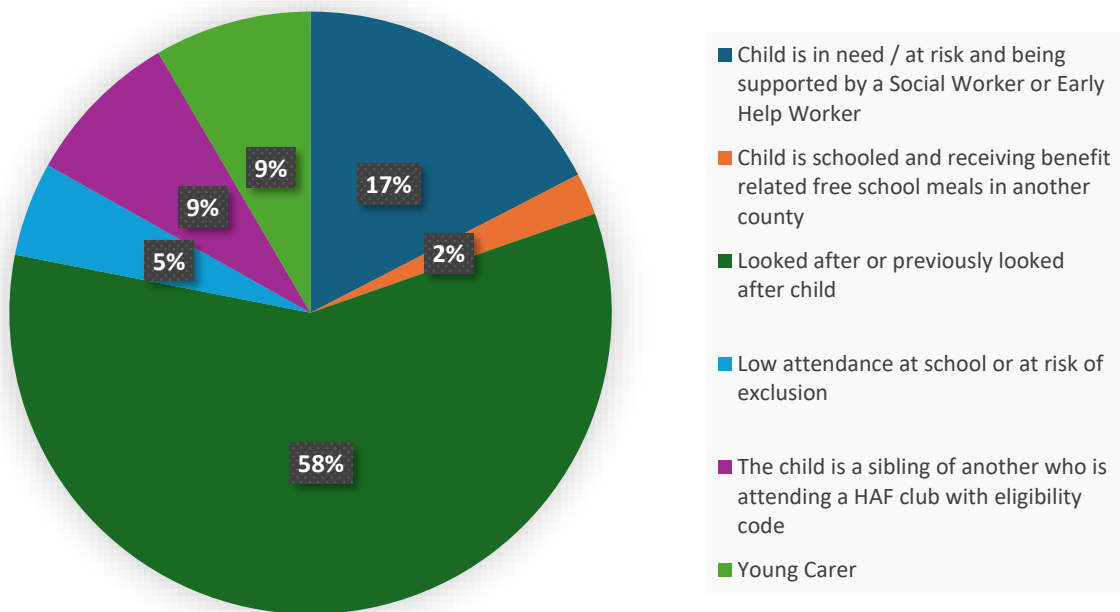
The below graph shows the number of eligible children in receipt of benefit related Free School Meals in each district as well as how many of these children attended at least one session during the Easter programme.



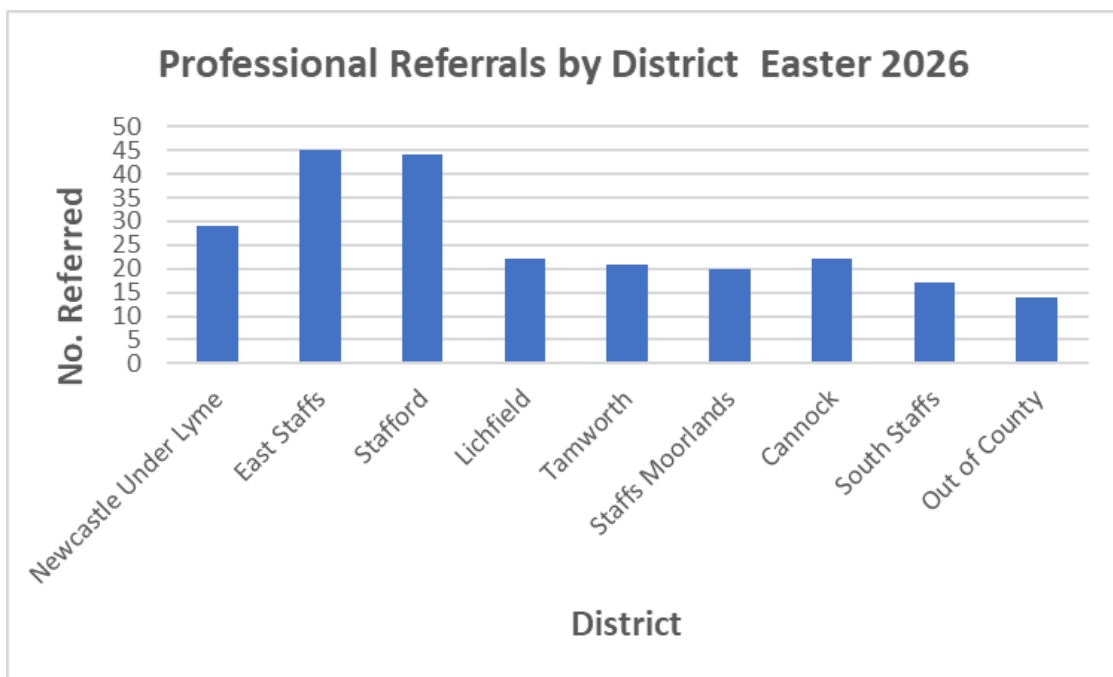
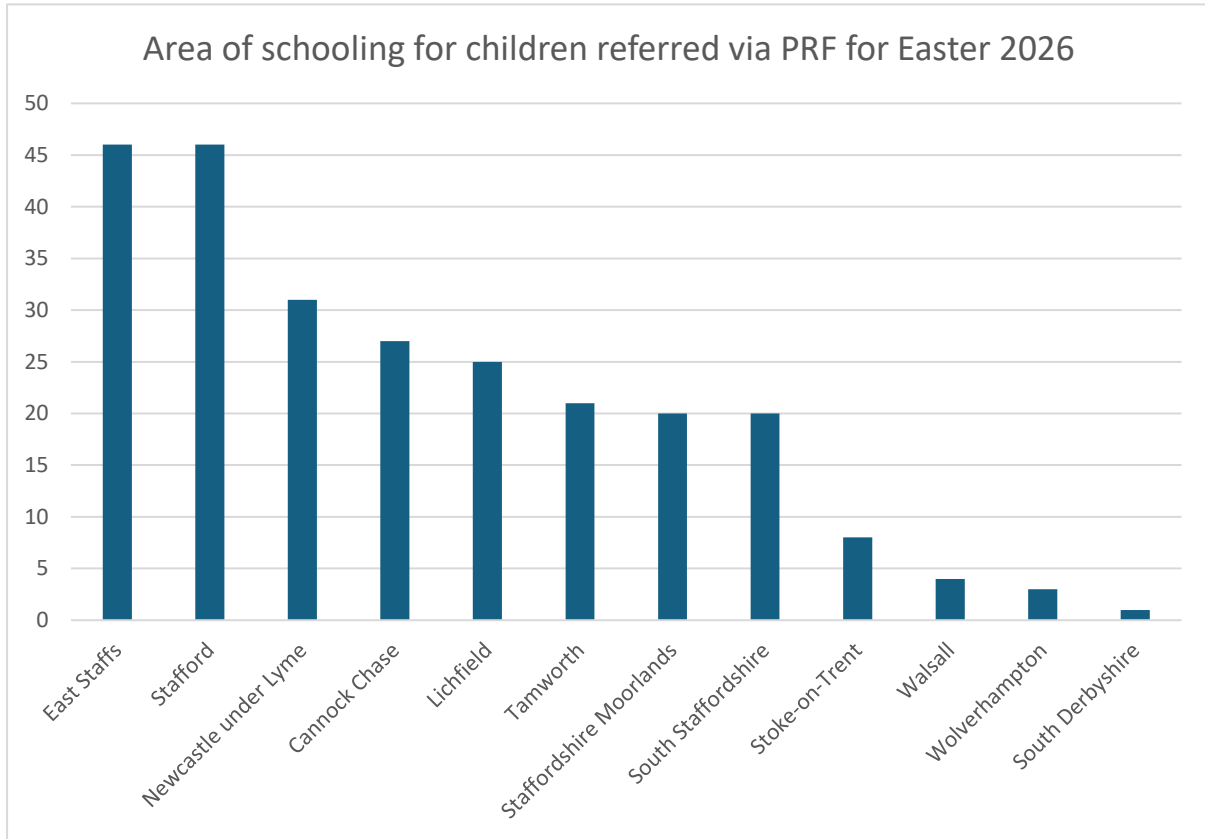
*Including sessions attended by Professionally Referred Children as part of our 15% discretionary allowance

Over Easter, we processed 254 professional referrals, with 178 children attending at least one session – resulting in a conversion rate of 70.08%. The pie chart below illustrates the primary reasons for these referrals to the HAF programme, providing insight into the key areas of need identified by professionals.

Reason for Professional Referral - HAF Easter 2026



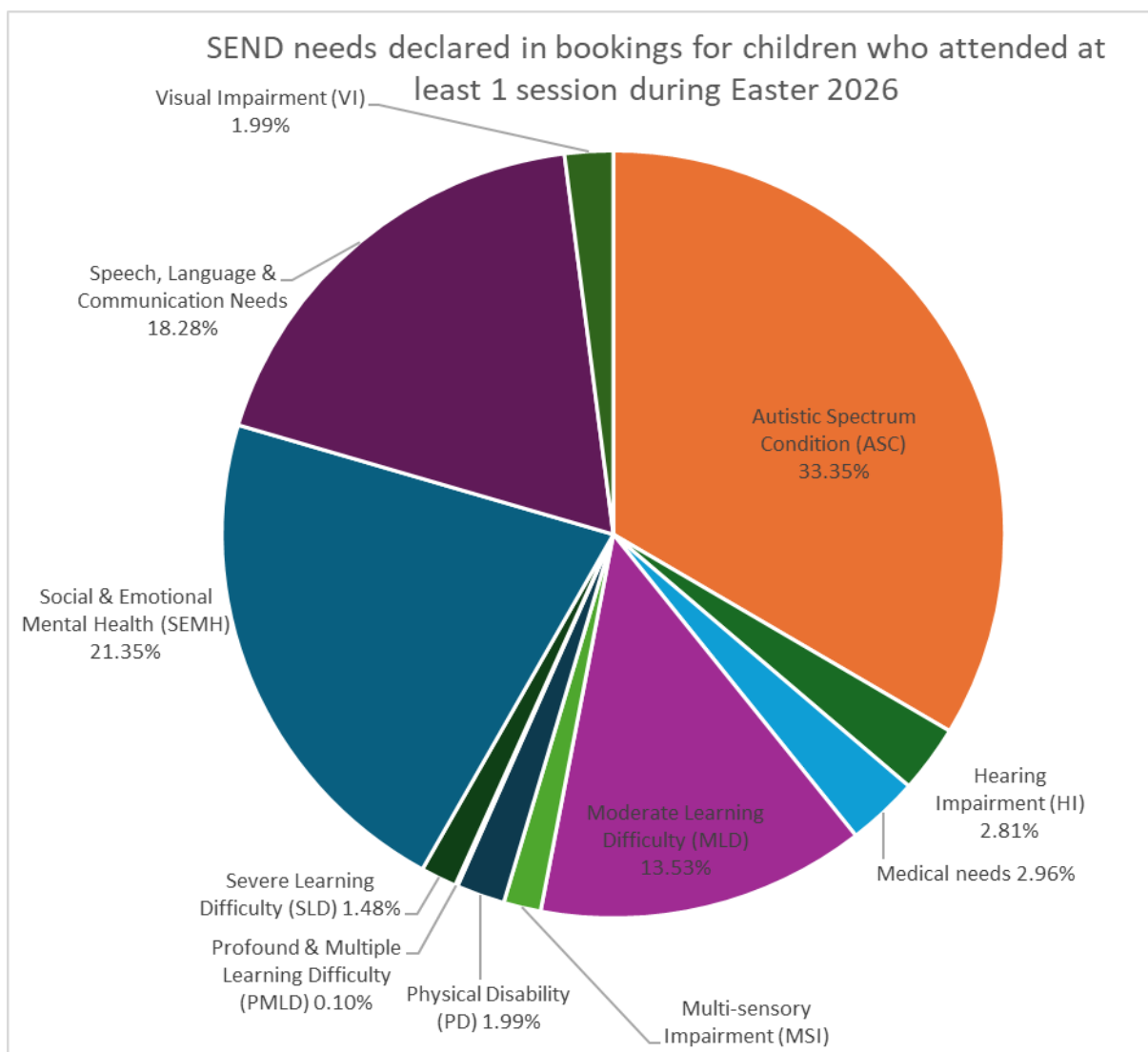
Of the 252 children referred to us over the Easter, 68 were either educated outside of Staffordshire or were not in mainstream education. The following graph illustrates the distribution of these children by the area in which they are schooled.



During our Easter programme, children with declared SEND needs attended a total of 8,580 sessions, accounting for 22.28% of all sessions attended throughout the summer period.

This figure highlights the essential role our HAF Clubs play in creating a safe, inclusive, and supportive environment for children with additional needs. We want to ensure that every child has the opportunity to participate, learn, and enjoy enriching experiences, all while receiving the tailored support they require.

Below is a detailed breakdown of the specific additional needs declared at the time of booking.



Cannock Chase

As of the 6th May 2026, there are 39 schools within the Cannock Chase district with pupils eligible for the Holiday Activities and Food (HAF) Programme through benefit-related Free School Meals. Across these schools, a total of 3682 children qualify for support. During the Easter 2026 HAF Programme, 309 children from these schools attended at least one funded session, including 20 who participated via professional referral. This represents an overall uptake rate of 8.39% among eligible children.

Below you will find a list of all schools within the district, the number of eligible Free School Meals pupils, and how many pupils attended at least one session this Easter.

School Name	DfE No	FSM eligible pupils	Pupils Attended	% of pupils attended	Pupils attended via PRF
Bridgtown Primary School, Cannock	2177	157	13	8.28%	0
Cannock Chase High a Specialist Science School	5401	353	11	3.12%	4
Cardinal Griffin Catholic College, Cannock	5403	196	2	1.02%	0
Chadsmoor CE(VC) Junior School	3040	101	12	11.88%	0
Chadsmoor Community Infant & Nursery	2178	59	4	6.78%	0
Chancel Primary School	2355	36	16	44.44%	0
Chase View Community Primary School, Rugeley	3494	116	10	8.62%	0
Chaselea PRU	1103	30	0	0.00%	0
Churchfield CE Primary Academy, Rugeley	3102	57	8	14.04%	1
Etching Hill CE Primary Academy	3141	42	7	16.67%	0
Five Ways Primary School, Cannock	2180	78	16	20.51%	1
Forest Hills Primary School	2041	53	12	22.64%	2
Gorsemoor Primary School, Cannock	2386	59	15	25.42%	0
Great Oaks College	6049	1	0	0.00%	0
Hazel Slade Primary Academy	2179	51	5	9.80%	0
Heath Hayes Primary Academy	2010	27	7	25.93%	0

Hednesford Valley High School	7023	76	4	5.26%	0
Hob Hill CE/Meth(VC) Primary School, Rugeley	3139	28	12	42.86%	0
Jerome Community Primary School, Norton Canes	2369	23	8	34.78%	1
Kingsmead Academy, Hednesford	4070	238	6	2.52%	1
Littleton Green Community School, Cannock	2217	93	14	15.05%	0
Longford Primary School, Cannock	2189	115	2	1.74%	0
Moorhill Primary School, Cannock	2424	137	15	10.95%	0
Norton Canes High School	4066	142	3	2.11%	0
Norton Canes Primary Academy	2009	78	7	8.97%	0
Poppyfield Primary Academy	2037	32	4	12.50%	1
Pye Green Academy	2421	92	11	11.96%	0
Redbrook Hayes Community Primary School	3493	63	8	12.70%	0
Redhill Primary School, Cannock	2185	93	10	10.75%	0
Sherbrook Primary School, Cannock	7032	44	3	6.82%	0
St. Joseph's Catholic Primary School, Hednesford	3461	29	1	3.45%	0
St. Joseph's Catholic Primary School, Rugeley	3467	44	3	6.82%	0
St. Luke's CE(C) Primary School, Cannock	3492	44	22	50.00%	7
St. Mary's Catholic Primary School, Cannock	3456	55	4	7.27%	0
St. Peter's CofE Primary Academy, Hednesford	3063	67	5	7.46%	1
Staffordshire University Academy, Cannock	4005	298	7	2.35%	0
The Hart School	4002	309	7	2.27%	1
The John Bamford Primary School, Rugeley	2360	61	6	9.84%	0
West Hill Primary, Cannock	2184	105	9	8.57%	0

East Staffordshire

As of the 6th May 2026, there are 58 schools within the Cannock Chase district with pupils eligible for the Holiday Activities and Food (HAF) Programme through benefit-related Free School Meals. Across these schools, a total of 4635 children qualify for support. During the Easter 2026 HAF Programme, 485 children from these schools attended at least one funded session, including 37 who participated via professional referral. This represents an overall uptake rate of 10.46% among eligible children.

Below you will find a list of all schools within the district, the number of eligible Free School Meals pupils, and how many pupils attended at least one session this Easter.

School Name	DfE No	FSM eligible pupils	Pupils Attended	% of pupils attended	Pupils attended via PRF
Abbot Beyne School, Burton	4500	253	9	3.56%	0
All Saints CE Academy, Denstone	3048	3	0	0.00%	0
All Saints CE(C) Primary School, Rangemore	3100	6	0	0.00%	0
All Saints CE(VC) First School, Church Leigh	3075	3	0	0.00%	0
Blessed Robert Sutton Catholic Voluntary Academy	4710	155	1	0.65%	0
Bramshall Meadows First School	2043	7	0	0.00%	0
Branston Locks Primary School	2050	6	1	16.67%	0
Burton Fields School	2039	119	4	3.36%	0
Burton Short Stay School	1111	19	0	0.00%	0
Christ Church Primary School, Burton	2123	74	10	13.51%	0
Dove CofE Academy, Rocester	2021	29	6	20.69%	4
Edge Hill Academy	2138	59	2	3.39%	0
Eton Park Junior Academy	2145	91	38	41.76%	6
Grange School and Nursery	2124	51	3	5.88%	1
Henhurst Ridge Primary Academy	2023	72	22	30.56%	1
Holy Rosary Catholic Voluntary Academy	2034	39	5	12.82%	0
Holy Trinity CE(C) Primary School, Burton	3144	45	3	6.67%	0
Horninglow Primary School	2020	81	19	23.46%	3

Staffordshire County Council

John of Rolleston Primary School, Burton	2422	39	0	0.00%	0
John Taylor Free School	4017	273	7	2.56%	0
John Taylor High School, Barton under Needwood	4061	121	4	3.31%	0
Lansdowne Infant Academy	2128	70	65	92.86%	0
Lift Anglesey	2001	191	0	0.00%	0
Loxley Hall School, Uttoxeter	7024	70	0	0.00%	0
Needwood CE(VA) Primary School, Burton	3486	11	3	27.27%	1
Oldfields Hall Middle School, Uttoxeter	4145	60	6	10.00%	1
Outwoods Primary School, Burton	3501	111	22	19.82%	2
Paget High School, Burton	4055	176	4	2.27%	0
Paulet High School	4051	233	3	1.29%	1
Picknalls First School, Uttoxeter	2026	30	11	36.67%	4
Richard Wakefield CofE Primary Academy	3119	34	5	14.71%	1
River View Primary and Nursery School, Burton	3500	176	21	11.93%	2
Ryecroft CE Middle School, Uttoxeter	4511	28	2	7.14%	0
Ryknelnd Primary School, Burton	2167	112	7	6.25%	1
Samuel Allsopp Primary and Nursery School	2132	126	48	38.10%	1
Scientia Academy	2002	98	25	25.51%	2
Shobnall Primary Academy, Burton	2126	50	12	24.00%	0
St. Augustine's CE(C) First, Draycott in the Clay	3049	4	0	0.00%	0
St. Joseph's Catholic Primary School, Uttoxeter	3474	32	6	18.75%	0
St. Mary's CE(VA) First School, Uttoxeter	3449	31	12	38.71%	0
St. Modwen's Catholic Primary School, Burton	3420	72	10	13.89%	1
Talbot First School	2046	1	0	0.00%	0
The de Ferrers Academy, Burton	4176	540	12	2.22%	0
The Fountains High School, Burton	7015	81	3	3.70%	0
The Fountains Primary School, Burton	7016	86	3	3.49%	0
The JCB Academy, Rocester	6906	86	0	0.00%	0

Staffordshire County Council

The Mosley Academy, Burton	2152	8	1	12.50%	0
The Richard Clarke First School	2150	2	2	100.00%	0
Thomas Alleyne's High School	4146	120	2	1.67%	0
Thomas Russell Infants, Barton under Needwood	2160	8	0	0.00%	0
Thomas Russell Junior, Barton under Needwood	2326	8	0	0.00%	0
Tower View Primary School, Burton	2140	98	24	24.49%	3
Tynsel Parkes CE Primary Academy, Uttoxeter	3120	29	2	6.90%	0
Violet Way Academy, Burton	2141	37	3	8.11%	0
William Shrewsbury Primary School, Burton	2296	112	24	21.43%	0
Windsor Park CE Middle School, Uttoxeter	4512	75	5	6.67%	2
Winhill Village Primary and Nursery School	2033	73	4	5.48%	0
Yoxall St Peter's CofE (VC) Primary School	3132	11	4	36.36%	0



Lichfield District

As of the 6th May 2026, there are 46 schools within the Cannock Chase district with pupils eligible for the Holiday Activities and Food (HAF) Programme through benefit-related Free School Meals. Across these schools, a total of 2561 children qualify for support. During the Easter 2026 HAF Programme, 341 children from these schools attended at least one funded session, including 22 who participated via professional referral. This represents an overall uptake rate of 13.32% among eligible children.

Below you will find a list of all schools within the district, the number of eligible Free School Meals pupils, and how many pupils attended at least one session this Easter.

School Name	DfE No	FSM eligible pupils	Pupils Attended	% of pupils attended	Pupils attended via PRF
All Saints Church of England Primary and Nursery	3025	23	2	8.70%	0
Anna Seward Primary School	2045	25	14	56.00%	0
Beacon Independent School	6104	2	0	0.00%	0
Boney Hay Primary Academy	2410	50	9	18.00%	1
Chadsmead Primary Academy	2027	76	16	21.05%	0
Charnwood Primary School, Lichfield	2388	93	19	20.43%	0
Chase Terrace Academy	4178	249	14	5.62%	0
Chase Terrace Primary School	2411	72	9	12.50%	0
Chasetown Community School	7000	48	9	18.75%	1
Christ Church CE(VC) Primary School, Lichfield	3076	32	16	50.00%	1
Erasmus Darwin Academy, Burntwood	5404	180	6	3.33%	1
Five Spires Academy	2016	29	6	20.69%	0
Fradley Park Primary and Nursery School	2044	5	2	40.00%	0
Fulfen Primary School, Burntwood	2413	35	14	40.00%	1
Gentleshaw Primary Academy, Rugeley	2028	9	1	11.11%	0
Greysbrooke Primary School	2276	9	3	33.33%	0
Hayes Meadow Primary School, Handsacre	2327	41	12	29.27%	0
Henry Chadwick Primary School	2238	20	10	50.00%	3

Highfields Primary Academy	2415	17	2	11.76%	0
Holly Grove Primary Academy	2416	38	9	23.68%	1
King Edward VI School, Lichfield	4087	160	3	1.88%	0
Little Aston Primary Academy	2277	19	10	52.63%	3
Maple Hayes Hall School	6022	1	0	0.00%	0
Nether Stowe School, Lichfield	4089	239	5	2.09%	0
Queens Croft High School	7041	83	15	18.07%	1
Ridgeway Primary Academy, Burntwood	2418	66	20	30.30%	1
Rocklands School, Lichfield	7036	70	6	8.57%	0
Saxon Hill, Lichfield	7039	39	3	7.69%	0
Scotch Orchard Primary School, Lichfield	2234	48	11	22.92%	1
Springhill Primary Academy, Burntwood	2008	91	0	0.00%	0
SS Peter & Paul Catholic Primary School, Lichfield	3484	55	13	23.64%	0
St. Chad's CofE Primary School, Lichfield	3080	44	0	0.00%	0
St. James CofE Primary Academy, Longdon	3081	9	1	11.11%	0
St. Joseph & St. Theresa Catholic Primary	3458	34	5	14.71%	0
St. Joseph's Catholic Primary School, Lichfield	3464	21	4	19.05%	0
St. Michael's CofE(C) Primary School, Lichfield	3079	19	5	26.32%	0
St. Peter's CE Primary Academy, Stonnall	3114	16	2	12.50%	0
St. Stephen's Primary School, Fradley	2207	39	7	17.95%	1
Streethay Primary School	2038	36	7	19.44%	0
The Bridge Academy	1105	35	2	5.71%	0
The Croft Primary School, Armitage	2153	24	6	25.00%	0
The Friary School	4126	202	9	4.46%	0
The Richard Crosse CE(VA) Primary, Kings Bromley	3440	3	1	33.33%	0
The St. Mary's CofE Primary School, Colton	3434	5	0	0.00%	0
Whittington Primary and Nursery School	2309	15	2	13.33%	0
Willows Primary Academy, Lichfield	2340	135	31	22.96%	6

Newcastle-under-Lyme District

As of the 6th May 2026, there are 55 schools within the Cannock Chase district with pupils eligible for the Holiday Activities and Food (HAF) Programme through benefit-related Free School Meals. Across these schools, a total of 3632 children qualify for support. During the Easter 2026 HAF Programme, 399 children from these schools attended at least one funded session, including 27 who participated via professional referral. This represents an overall uptake rate of 10.99% among eligible children.

Below you will find a list of all schools within the district, the number of eligible Free School Meals pupils, and how many pupils attended at least one session this Easter.

School Name	DfE No	FSM eligible pupils	Pupils Attended	% of pupils attended	Pupils attended via PRF
Alsagers Bank Primary Academy	2000	23	7	30.43%	0
Baldwins Gate CE(VC) Primary School, Newcastle	3137	14	2	14.29%	0
Betley CE(VC) Primary School, Newcastle	3029	3	0	0.00%	0
Blackfriars Academy, Newcastle	7026	51	5	9.80%	0
Bursley Academy, Newcastle	2242	71	10	14.08%	0
C.E.D.A.R.S. Newcastle & Moorlands	1106	28	0	0.00%	0
Castle Hill School	6048	2	0	0.00%	0
Chesterton Community Sports College, Newcastle	4093	336	8	2.38%	1
Chesterton Primary School, Newcastle	2358	71	16	22.54%	0
Churchfields Primary School, Chesterton	2005	114	36	31.58%	1
Clayton Hall Academy	4094	146	4	2.74%	1
Coppice Academy	7027	52	4	7.69%	2
Crackley Bank Primary School, Newcastle	2247	100	18	18.00%	2
Dove Bank Primary School	2218	55	9	16.36%	0
Ellison Primary Academy, Newcastle	2392	62	8	12.90%	0
Hassell Community Primary School, Newcastle	2251	44	5	11.36%	0
Hempstalls Primary School, Newcastle	2252	104	20	19.23%	0
Hugo Meynell CE(VC) Primary School, Loggerheads	3026	22	0	0.00%	0

Kaleidoscope School	6089	1	1	100.00%	0
Kidsgrove Primary School	2036	43	5	11.63%	1
Kidsgrove Secondary School	4019	88	1	1.14%	0
Knutton St Mary's CofE Academy	2019	59	0	0.00%	0
Langdale Primary School, Newcastle	3499	57	9	15.79%	0
Madeley High School	4090	120	7	5.83%	0
May Bank Infants School, Newcastle	2256	9	2	22.22%	0
Merryfields Special School	7038	55	9	16.36%	2
Newcastle Academy	4096	178	8	4.49%	1
Our Lady & St Werburgh's Catholic Primary, NuL	3476	12	10	83.33%	3
Ravensmead Primary School	2157	58	2	3.45%	0
Seabridge Primary School, Newcastle	3496	54	9	16.67%	1
Silverdale Primary Academy	2007	48	14	29.17%	0
Sir John Offley	3136	48	0	0.00%	0
Sir Thomas Boughey High School, Newcastle	4060	116	3	2.59%	1
Springhead Community Primary School	2226	40	3	7.50%	0
St. Chad's CE(VC) Primary School, Newcastle	3091	42	3	7.14%	1
St. Giles' & St. George's CofE Academy	3092	111	13	11.71%	1
St. John Fisher Catholic College, Newcastle	4713	223	7	3.14%	1
St. John the Evangelist Catholic Academy	3462	55	2	3.64%	0
St. John's CofE Primary Academy, Keele	3069	10	2	20.00%	0
St. Luke's CE(VC) Primary School, Silverdale	3093	65	18	27.69%	0
St. Margaret's CE(VC) Junior School, Newcastle	3094	17	2	11.76%	1
St. Mary's Catholic Primary School, Newcastle	3465	82	33	40.24%	2
St. Mary's CofE Primary School, Mucklestone	3446	3	1	33.33%	0
St. Saviour's Academy, Kidsgrove	3072	52	10	19.23%	0
St. Thomas' CofE Primary Academy, Kidsgrove	3489	26	1	3.85%	0
St. Wulstan's Catholic Primary School, Wolstanton	3466	34	20	58.82%	0

Sun Academy, Bradwell	2241	51	8	15.69%	2
The Co-Op Academy Friarswood, Newcastle	2250	4	1	25.00%	0
The King's CofE Academy	4012	246	7	2.85%	2
The Meadows Primary School, Madeley Heath	2236	13	5	38.46%	0
The Orme Academy	4013	177	7	3.95%	0
The Reginald Mitchell Primary School	2219	55	10	18.18%	0
Thursfield Primary School, Harriseahead	2022	34	7	20.59%	0
Westlands Primary School	2263	31	3	9.68%	1
Wood Lane Primary School	2158	17	4	23.53%	0



South Staffordshire District

As of the 6th May 2026, there are 49 schools within the Cannock Chase district with pupils eligible for the Holiday Activities and Food (HAF) Programme through benefit-related Free School Meals. Across these schools, a total of 2612 children qualify for support. During the Easter 2026 HAF Programme, 195 children from these schools attended at least one funded session, including 17 who participated via professional referral. This represents an overall uptake rate of 7.47% among eligible children.

Below you will find a list of all schools within the district, the number of eligible Free School Meals pupils, and how many pupils attended at least one session this Easter.

School Name	DfE No	FSM eligible pupils	Pupils Attended	% of pupils attended	Pupils attended via PRF
All Saints CE Primary School, Trysull	3118	18	2	11.11%	0
All Saints CofE Primary School, Bednall	2040	10	3	30.00%	0
Bhylls Acre Primary School, nr Wolverhampton	2306	43	1	2.33%	0
Bilbrook CE(VC) Middle School, Codsall	4517	43	10	23.26%	2
Birches First School, Codsall	2195	15	4	26.67%	0
Blakeley Heath Primary School, Wombourne	2396	80	16	20.00%	0
Brewood Middle CofE Academy	4016	88	14	15.91%	1
Brindley Heath Junior School Academy	2223	45	0	0.00%	0
Cherry Trees School, Wombourne	7034	32	1	3.13%	0
Cheslyn Hay Academy	4140	215	1	0.47%	0
Cheslyn Hay Primary Academy	2393	65	3	4.62%	0
Codsall Community High School	4075	164	0	0.00%	0

Codsall Middle School	413 3	89	4	4.49%	1
Corbett (VA) CE Primary School, Bobbington	520 2	10	0	0.00%	0
Featherstone Academy	220 4	68	0	0.00%	0
Foley Infant School Academy	222 4	12	0	0.00%	0
Glenthorne Community Primary School, Cheslyn Hay	234 2	37	0	0.00%	0
Great Wyrley Academy	401 5	194	3	1.55%	1
Havergal CofE Primary Academy	201 1	35	2	5.71%	1
Kinver High School	400 9	124	0	0.00%	0
Landywood Primary School, Great Wyrley	239 4	41	10	24.39 %	4
Lane Green First School, Codsall	236 8	38	14	36.84 %	1
Marshbrook First School, Penkridge	232 3	25	5	20.00 %	0
Moat Hall Primary, Great Wyrley	239 5	100	3	3.00%	0
Penkridge Middle School	412 8	80	7	8.75%	0
Perton First School	237 2	28	8	28.57 %	0
Perton Middle School	417 0	74	4	5.41%	0
Perton Primary Academy	238 7	47	9	19.15 %	1
Princefield First School, Penkridge	236 2	35	4	11.43 %	0
St. Benedict Biscop CofE Primary School, Wombourne	202 5	21	1	4.76%	0
St. Bernadette's Catholic Primary Sch, Wombourne	348 1	18	2	11.11 %	0
St. Chad's CE(VC) First School, Pattingham	309 8	14	4	28.57 %	0
St. Christopher's Catholic Primary Academy	348 3	31	4	12.90 %	1
St. John's CE(VC) First School, Bishops Wood	303 0	7	0	0.00%	0
St. John's CE(VC) Primary School, Swindon	311 6	9	0	0.00%	0

St. John's Primary Academy, Essington	314 5	77	8	10.39 %	1
St. Leonard's CofE First School, Dunston	305 0	10	3	30.00 %	0
St. Mary & St. Chad CE(VC) First School, Brewood	303 4	23	23	100.00 %	1
St. Mary's Catholic Primary School, Brewood	345 5	16	3	18.75 %	0
St. Mary's CofE First Academy, Wheaton Aston	313 0	19	7	36.84 %	1
St. Michael's CE(VA) First School, Penkridge	344 7	16	2	12.50 %	0
St. Nicholas CE First School, Codsall	304 4	27	2	7.41%	1
St. Paul's CofE First School, Coven	304 6	14	0	0.00%	0
St. Thomas More Catholic Primary, Great Wyrley	348 5	17	0	0.00%	0
The Rural Enterprise Academy, Penkridge	400 7	65	3	4.62%	0
Westfield Community Primary School, Wombourne	239 7	37	2	5.41%	0
Wightwick Hall School, Wolverhampton	704 3	61	0	0.00%	0
Wolgarston High School, Penkridge	410 0	107	2	1.87%	0
Wombourne High School	401 0	168	1	0.60%	0

Stafford District

As of the 6th May 2026, there are 64 schools within the Cannock Chase district with pupils eligible for the Holiday Activities and Food (HAF) Programme through benefit-related Free School Meals. Across these schools, a total of 3301 children qualify for support. During the Easter 2026 HAF Programme, 436 children from these schools attended at least one funded session, including 34 who participated via professional referral. This represents an overall uptake rate of 13.21% among eligible children.

Below you will find a list of all schools within the district, the number of eligible Free School Meals pupils, and how many pupils attended at least one session this Easter.

School Name	DfE No	FSM eligible pupils	Pupils Attended	% of pupils attended	Pupils attended via PRF
All Saints CE(VC) First School, Standon	3110	6	1	16.67%	0
All Saints Church of England Primary, Ranton	2053	9	0	0.00%	0
Alleyne's Academy	4112	141	3	2.13%	0
Anson CofE Primary School	3488	10	1	10.00%	0
Bailey Street Alternative Provision Academy	1112	24	0	0.00%	0
Barlaston CE(VC) First School	3027	9	2	22.22%	0
Barnfields Primary School, Stafford	2352	25	3	12.00%	0
Beaconfields Primary and Nursery	2048	14	3	21.43%	0
Berkswich CE(VC) Primary School, Stafford	3028	6	3	50.00%	0
Bishop Lonsdale CE Primary Academy	3146	34	8	23.53%	0
Blessed Mother Teresa's Catholic Primary, Stafford	3479	58	10	17.24%	1
Blessed William Howard Catholic High School	4607	200	9	4.50%	0
Burleyfields Primary School	2054	4	0	0.00%	0

Burton Manor Primary School, Stafford	240 6	82	23	28.05%	0
Castlechurch Primary School	240 7	101	14	13.86%	3
Christ Church Academy, Stone	461 2	105	13	12.38%	0
Christ Church CE First School, Stone	314 2	21	4	19.05%	0
Church Eaton Primary School	343 3	14	2	14.29%	0
Colwich CE Primary School	304 5	19	3	15.79%	0
Cooper Perry Primary School, Seighford	239 9	22	4	18.18%	1
Doxey Academy	205 2	86	13	15.12%	2
Flash Ley Primary School, Stafford	240 9	75	12	16.00%	0
Fulford Primary School	220 8	12	2	16.67%	0
Gnosall St. Lawrence CE(VC) Primary School	315 3	54	8	14.81%	1
Green Lea First School, Milwich	224 0	3	2	66.67%	0
Greenhall	775 0	11	0	0.00%	0
Haughton St. Giles CE Primary School	315 1	10	1	10.00%	0
John Wheeldon Primary Academy	201 4	148	10	6.76%	0
King Edward VI High School, Stafford	402 0	204	5	2.45%	0
Leasowes Primary School, Stafford	349 8	15	2	13.33%	0
Little Kinvaston School	609 9	6	3	50.00%	1
Manor Hill First School, Stone	229 4	37	14	37.84%	1
Marshlands Special School, Stafford	703 7	85	5	5.88%	1
Meir Heath Academy	232 0	13	3	23.08%	0
Oakridge Primary School, Stafford	229 3	5	0	0.00%	0
Oulton CofE First School, Stone	311 3	4	1	25.00%	0

Staffordshire County Council

Parkside Primary School, Stafford	240 1	55	10	18.18%	3
Pirehill First School, Walton	234 5	48	12	25.00%	1
Rowley Park Primary Academy	201 3	81	17	20.99%	1
Silkmore Primary Academy	201 8	105	29	27.62%	0
Sir Graham Balfour High School, Stafford	418 0	204	8	3.92%	1
Springcroft Primary School, Blythe Bridge	234 4	21	13	61.90%	0
Springfields First School, Yarnfield	231 5	12	5	41.67%	3
St. Andrew's CE Primary School, Weston	314 8	11	0	0.00%	0
St. Anne's Catholic Primary School, Stafford	348 0	17	5	29.41%	1
St. Austin's Catholic Primary School, Stafford	346 8	27	7	25.93%	1
St. Dominic's Catholic Primary School	347 0	10	2	20.00%	0
St. John's Catholic Primary School, Gt Haywood	346 0	11	1	9.09%	0
St. John's CE Primary Academy, Stafford	314 7	44	15	34.09%	1
St. Leonard's Primary School, Stafford	240 3	26	5	19.23%	2
St. Michael's CE(VC) First School, Stone	311 2	19	4	21.05%	0
St. Patrick's Catholic Primary School, Stafford	346 9	45	10	22.22%	0
St. Paul's Church of England Primary	314 9	23	0	0.00%	0
St. Peter's CofE Primary School, Hixon	315 4	37	6	16.22%	0
Stafford Manor High School	540 2	195	13	6.67%	0
The Haven School, Dunston	604 2	2	1	50.00%	0
The Weston Road Academy	418 3	191	7	3.66%	1
Tillington Manor Primary School, Stafford	240 0	97	31	31.96%	2
Tittensor CE(VC) First School	311 7	11	7	63.64%	0

Staffordshire County Council

Veritas Primary Academy	200 6	64	20	31.25%	5
Walton Hall Academy	700 1	73	5	6.85%	1
Walton High School, Stafford	411 1	87	1	1.15%	0
Walton Priory Middle School, Walton	414 2	98	15	15.31%	0
Woodseaves CE(VC) Primary School	315 0	15	0	0.00%	0



Staffordshire Moorlands District

As of the 6th May 2026, there are 61 schools within the Cannock Chase district with pupils eligible for the Holiday Activities and Food (HAF) Programme through benefit-related Free School Meals. Across these schools, a total of 2407 children qualify for support. During the Easter 2026 HAF Programme, 262 children from these schools attended at least one funded session, including 19 who participated via professional referral. This represents an overall uptake rate of 10.88% among eligible children.

Below you will find a list of all schools within the district, the number of eligible Free School Meals pupils, and how many pupils attended at least one session this Easter.

School Name	DfE No	FSM eligible pupils	Pupils Attended	% of pupils attended	Pupils attended via PRF
All Saints CE(A) First School, Leek	3443	17	1	5.88%	0
Beresford Memorial CE(A) First School	3442	49	11	22.45%	0
Biddulph High School	4143	144	1	0.69%	0
Bishop Rawle CE(VA) Primary School, Cheadle	2030	34	5	14.71%	0
Blackshaw Moor CofE First School	3134	9	8	88.89%	0
Blythe Bridge High School and Sixth Form	4067	149	6	4.03%	1
Castle Primary School, Mow Cop	2220	14	6	42.86%	0
Cheadle Primary School	2191	83	21	25.30%	0
Churnet View Middle School, Leek	4160	124	9	7.26%	1
Cicely Haughton School	7006	31	7	22.58%	2
Dilhorne Endowed CE(A) Primary School	3436	13	3	23.08%	0
Draycott Moor College	6026	1	0	0.00%	0
Endon Hall Primary School, Endon	2321	12	6	50.00%	1

Endon High School	407 7	93	1	1.08%	0
Forsbrook CE(VC) Primary School, Blythe Bridge	300 0	17	3	17.65%	1
Great Wood Primary School, Tean	230 5	19	2	10.53%	0
Hollinsclough CE Academy	520 0	9	3	33.33%	0
Horton Lodge Com Sp & Key Learning Cent, Rudyard	700 3	27	1	3.70%	0
Horton St Michael's CofE First School	306 7	2	0	0.00%	0
Hutchinson Memorial CE(A) First School, Checkley	343 2	4	2	50.00%	0
Ilam Church of England Primary School	343 8	5	0	0.00%	0
James Bateman Middle School	414 4	134	13	9.70%	1
Kingsfield First School	216 1	55	17	30.91%	0
Knypersley First School	216 3	61	17	27.87%	0
Leek First School	222 8	33	9	27.27%	0
Leek High School	408 5	82	0	0.00%	0
Manifold Church of England Academy	315 5	2	0	0.00%	0
Moor First School, Biddulph Moor	216 4	10	2	20.00%	0
Moorside High School	407 2	172	1	0.58%	0
Our Lady of Grace Catholic Academy	347 7	36	1	2.78%	0
Oxhey First School	232 5	9	0	0.00%	0
Painsley Catholic College, Cheadle	461 0	154	4	2.60%	0
Rushton CE First School	310 3	2	0	0.00%	0
Springfield School, Leek	703 3	21	2	9.52%	0
Squirrel Hayes First School, Biddulph	216 6	25	1	4.00%	0
St. Anne's CE(VC) Primary School, Brown Edge	303 5	18	3	16.67%	0

St. Bartholomew's Church of England Primary School	308 2	5	0	0.00%	0
St. Edward's CofE Academy, Cheddleton	304 2	6	1	16.67%	0
St. Edward's CofE Academy, Leek	461 3	104	6	5.77%	0
St. Filumena's Catholic Primary School, Caverswall	345 7	14	4	28.57%	0
St. Giles' Catholic Primary School, Cheadle	345 9	28	10	35.71%	2
St. John's CofE (C) Primary School, Wetley Rocks	312 8	26	6	23.08%	3
St. Leonard's Church of England First School	349 0	3	0	0.00%	0
St. Luke's Academy, Endon	305 3	9	1	11.11%	0
St. Mary's Catholic Academy, Leek	346 3	49	9	18.37%	0
St. Peter's CE Academy, Alton	342 6	2	0	0.00%	0
St. Peter's Church of England Primary School	205 1	11	0	0.00%	0
St. Thomas' Catholic Primary School, Tean	347 3	16	9	56.25%	2
St. Werburgh's CE(A) Primary School	344 1	26	11	42.31%	1
Sycamore Meadow Outdoor Learning Centre	610 1	1	0	0.00%	0
The Cheadle Academy	415 3	111	0	0.00%	0
The Faber Catholic Primary School, Cotton	330 0	5	2	40.00%	0
The Meadows Special School, Leek	702 8	40	3	7.50%	2
The Valley Primary School, Oakamoor	226 4	8	5	62.50%	1
The William Amory Primary School, Blythe Bridge	349 7	37	5	13.51%	0
Waterhouses CofE Primary Academy	315 6	6	7	116.67 %	0
Werrington Primary School	219 0	32	1	3.13%	0
Westwood College, Leek	408 6	91	0	0.00%	0
Westwood First School	222 9	40	4	10.00%	0

Staffordshire County Council

Woodcroft Academy	232 8	13	9	69.23%	1
Woodhouse Academy	415 4	54	3	5.56%	0



Tamworth District

As of the 6th May 2026, there are 43 schools within the Cannock Chase district with pupils eligible for the Holiday Activities and Food (HAF) Programme through benefit-related Free School Meals. Across these schools, a total of 3300 children qualify for support. During the Easter 2026 HAF Programme, 306 children from these schools attended at least one funded session, including 15 who participated via professional referral. This represents an overall uptake rate of 9.27% among eligible children.

Below you will find a list of all schools within the district, the number of eligible Free School Meals pupils, and how many pupils attended at least one session this Easter.

School Name	DfE No	FSM eligible pupils	Pupils Attended	% of pupils attended	Pupils attended via PRF
Amington Heath Primary School & Nursery, Tamworth	2370	119	8	6.72%	0
Anker Valley Primary Academy	2042	29	11	37.93%	1
Ankermoor Primary Academy, Tamworth	2337	46	13	28.26%	0
Ashcroft Infant and Nursery School, Tamworth	2322	9	2	22.22%	0
Birds Bush Primary School	2029	56	7	12.50%	2
Coton Green Primary School	2297	71	20	28.17%	0
Dosthill Primary School	2031	63	13	20.63%	2
Dunstall Park Primary School	2049	14	0	0.00%	0
Flax Hill Junior Academy	2299	83	12	14.46%	0
Florendine Primary School, Tamworth	2332	58	5	8.62%	0
Garden Village Primary School	2047	10	2	20.00%	0
Glascote Academy	2373	76	11	14.47%	0
Hanbury's Farm Primary School, Tamworth	2346	79	9	11.39%	0
Heathfields Infant Academy	2335	28	8	28.57%	0
Kettlebrook Short Stay School, Tamworth	1109	13	0	0.00%	0
Lakeside Community Primary School, Tamworth	2361	64	11	17.19%	1
Landau Forte Academy, Amington	6905	333	7	2.10%	0

Landau Forte Academy, Greenacres	2003	87	0	0.00%	0
Landau Forte Academy, QEMS (Tamworth)	4004	269	7	2.60%	0
Lark Hall Infants and Nursery Academy	2298	33	0	0.00%	0
Lift Rawlett	4158	225	0	0.00%	0
Lift Tamworth	4006	273	0	0.00%	0
Longwood Primary School, Tamworth	2239	52	7	13.46%	1
Manor Primary Academy	2198	8	3	37.50%	0
Mary Howard Church of England Primary School	3051	9	1	11.11%	0
Millfield Primary School	2203	62	6	9.68%	1
Moorgate Community Primary School	2012	85	20	23.53%	6
Oakhill Primary School, Tamworth	2348	66	11	16.67%	0
St. Andrew's Church of England Primary School	3043	7	2	28.57%	0
St. Elizabeth's Catholic Primary School, Tamworth	3478	51	11	21.57%	0
St. Gabriel's Catholic Primary School, Tamworth	3482	68	16	23.53%	0
St. Leonard's CE(VA) Primary School, Wigginton	3450	7	6	85.71%	0
Stoneydelph Primary School, Tamworth	2374	104	9	8.65%	0
The Howard Primary School, Tamworth	2200	6	3	50.00%	0
The Wilnecote School	4123	214	2	0.93%	0
The Woodlands Community Primary School	2336	53	9	16.98%	0
Thomas Barnes Primary School, Hopwas	2216	8	3	37.50%	0
Three Peaks Primary School, Tamworth	2017	112	15	13.39%	0
Two Gates Primary School	2035	55	7	12.73%	0
Two Rivers High School	7030	128	6	4.69%	0
Two Rivers Primary School	7042	56	3	5.36%	0
William MacGregor Primary School, Tamworth	2423	43	6	13.95%	1
Wilnecote Junior Academy	2334	68	14	20.59%	0