

Sentimoto - Staffordshire County Council Test Pilot

Thank you for taking part in the test pilot for the Sentimoto and Staffordshire County Council joint project!

The purpose of this initial pilot is to test the content of the Staffordshire in the wellbeing application developed by Sentimoto. The messages will be sent once all applications have been installed by the test users, so do check your application every now and then!

The application itself is aimed at adults aged over 40 and collects and displays information on your physical and social wellbeing, showing the time spent you spend walking, outside of home, and your phone calls. Occasionally, you will receive short messages from partner organisations, that will lead to different websites.

We will be testing the platform and messages from Staffordshire County Council, and will ask for your feedback from you via an online questionnaire at the end of the 10-day pilot.

However, if you think of anything before then and want to tell us about it, or if you run into any issues, please feel free to contact us at:

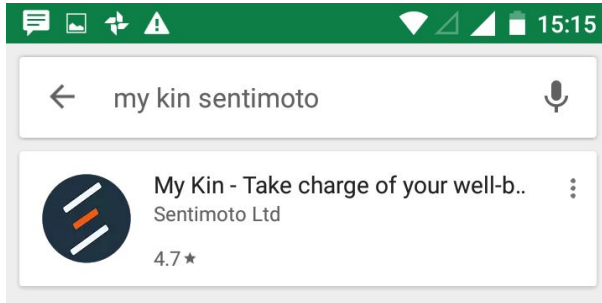
alessandro.guazzi@sentimoto.com

To get started, please follow the installation instructions for the My Kin application below!


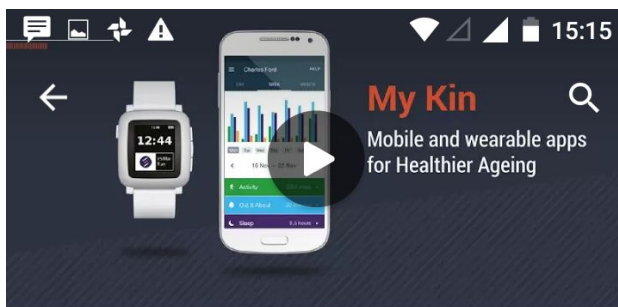
1. On your Android phone, go to Google Play



2. Search for "my kin sentimoto"



3. Install the application



4. Open the application



My Kin - Take charge of your well-being

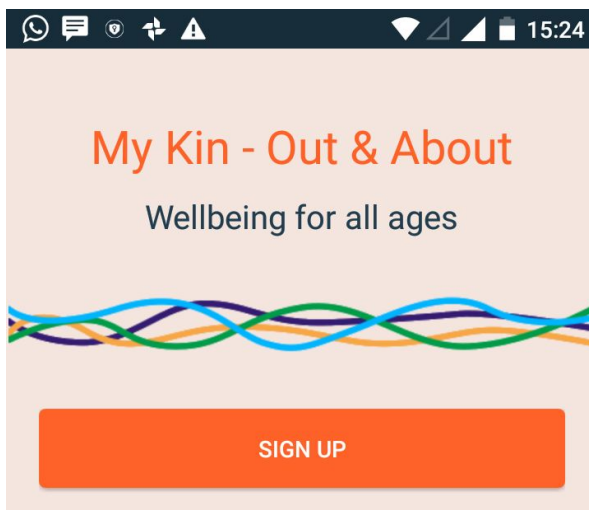
Sentimoto Ltd

PEGI 3

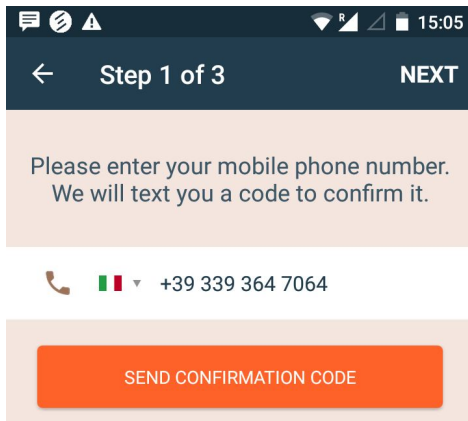
UNINSTALL

OPEN

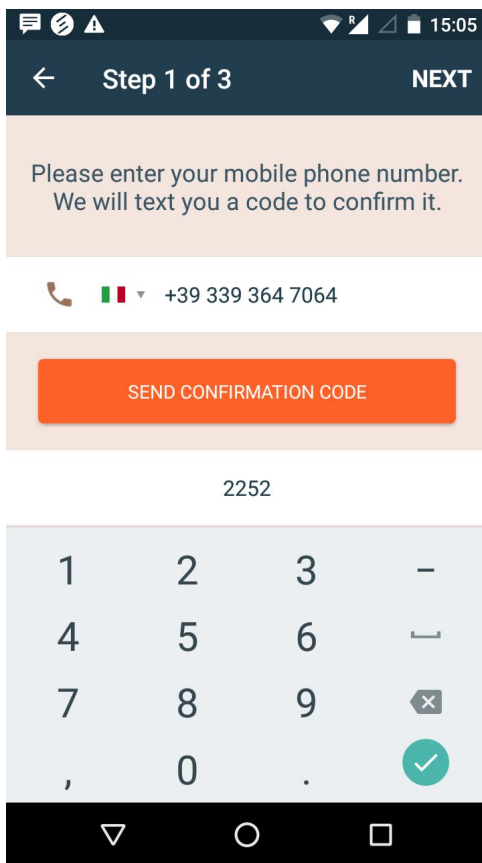
5. Click on "sign up"



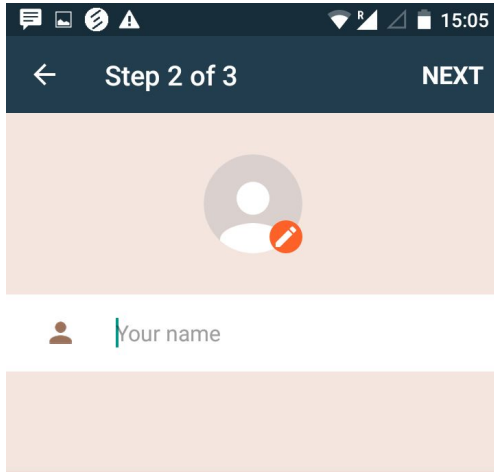
6. Enter your phone number and click on “send confirmation code”



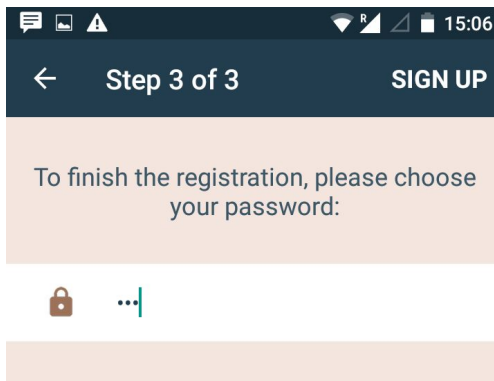
7. Enter the code that is sent to your phone number via SMS and press “next”



8. Enter your name or preferred username and press “next” (you can also add a user image if you like)



9. Add a password (make sure it is long enough to be secure!) and press on “sign up”



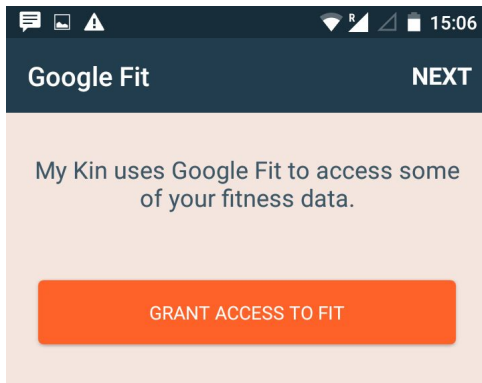
10. Complete your profile

The screenshot shows a mobile application interface for completing a profile. At the top, there is a dark blue header with the text "Age and Gender" on the left and "SKIP" on the right. Below the header is a light beige background with the text "Complete your profile to make sure we provide you with the right kind of information:". Underneath this text are two input fields: "Age" with a calendar icon and "Gender" with a person icon and a dropdown arrow. At the bottom, there is a large orange button labeled "SAVE". The status bar at the top shows the time as 15:06 and various system icons.

11. You can invite someone else to the application if you like!

The screenshot shows a mobile application interface for inviting someone. At the top, there is a dark blue header with the text "Invite Kin" on the left and "SKIP" on the right. Below the header is a light beige background with the text "Congratulations!" followed by "You are now part of the My Kin family. Time to invite someone close to you!". Underneath this text is a phone number input field with a phone icon, a dropdown arrow, a UK flag, and the text "+44". At the bottom, there is a large orange button labeled "INVITE". The status bar at the top shows the time as 15:06 and various system icons.

12. Click on “grant access to fit” to help collect physical activity data



13. Congratulations! Enjoy the My Kin application!