
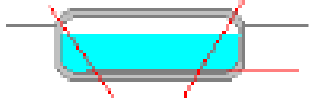







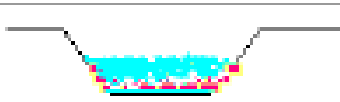







## Land Drainage Act 1991 – Cross sections of Consentable activities

|   |  |
|---|--|
|    | <b>Pipe culvert (including extension &amp; removal of) -</b><br><b>Consent Required</b> under Section 23.1(b)  |
|    | <b>Oversized Box culvert (including extension &amp; removal of) -</b><br><b>Consent Required</b> under Section 23.1(b)   |
|    | <b>Trash Screens -</b><br><b>Consent Required</b> as it is an alteration to a culvert & has the potential to obstruct flow   |
|    | <b>Bank Protection works –</b><br><b>Not Consentable</b> under LDA 1991 (Temporary works may require consent)  |
|    | <b>Pipe Crossing (in channel) –</b><br><b>Consent Required</b> under Section 23.1(a)   |
|    | <b>Pipe Crossing (above bank) –</b><br><b>Not Consentable</b> under LDA 1991 as it does not interfere with flow  |
|   | <b>Pipe Crossing (below bed) –</b><br><b>Not Consentable</b> under LDA 1991 as it does not interfere with flow –<br>Potential temporary works consent  |
|  | <b>Protruding Pipe Outfall –</b><br><b>Not Consentable</b> under LDA 1991 as it will not act like a dam/weir or like obstruction. However this will depend on how far the pipe protrudes and how much of an obstruction it is to flow. |
|  | <b>Outfall within Bank profile –</b><br><b>Not Consentable</b> under LDA 1991 as it does not interfere with flow -<br><b>Potential</b> temporary works consent   |
|  | <b>Weir / Dam or impoundment or temporary works that obstruct flow-</b><br><b>Consent Required</b> under Section 23.1(a)   |
|  | <b>Bridge (where soffit level is below bank top level)</b><br><b>Consent Required</b> under Section 23.1(a) if it has the potential to affect flow   |
|  | <b>Bridge (abutments protruding but not reducing flow area / width) –</b><br><b>Not Consentable</b> under LDA 1991 as it does not interfere with flow  |
|  | <b>Bridge (abutments restricting flow ) or Flume –</b><br><b>Consent Required</b> under Section 23.1(b)  |
|  | <b>Clear span bridge –</b><br><b>Not Consentable</b> under LDA 1991 as it does not interfere with flow   |
|  | <b>Bridge with support in channel –</b><br><b>Consent Required</b> under Section 23.1 (b)<br>Need to consider size of pier against size of watercourse, but would want to discourage the use of a pier in the watercourse.             |

Note: “flow” should be determined as bank full conditions