



Census 2021 - Migration Briefing



Key Headlines

- Staffordshire remains a predominantly UK born population (93.6%), more so than national (82.6%).
- The number of people in Staffordshire born outside the UK has increased by 17,600 (46%) between 2011 and 2021.
- Across all Staffordshire Districts and Boroughs there were increases in the number of non-UK born residents between 2011 and 2021, with Tamworth (87% increase, 2,500 people) and East Staffordshire (75% increase, 7,400 people) seeing the largest increase.
- Of those Staffordshire residents in 2021 who were not born in the UK, 24,400 (43.6%) had arrived since 2011.
- Poland remained the most common non-UK country of birth in Staffordshire, with numbers increasing by 2,300 (45%) between 2011 and 2021. However, the largest increase in country of birth was Romania, which increased from 250 in 2011 to 5,600 in 2021.
- Three quarters of non-UK born residents in Staffordshire are aged under 30.



Introduction

Census Day took place on the 21st March 2021, with results providing a detailed snapshot of the population and its characteristics at a point in time. Demography and Migration is the first release in a series of topic-based summaries, which ONS published on 2nd November 2022. This thematic data release provides information on international migration, including country of birth and year of arrival, for England and Wales, local authorities and also for smaller areas.

It is advised that alongside these Census figures we consider other local sources of insight and intelligence. For example, since Census Day in March 2021, over 750 Ukrainian's have entered the County; the vast majority of which will still be living in the area.

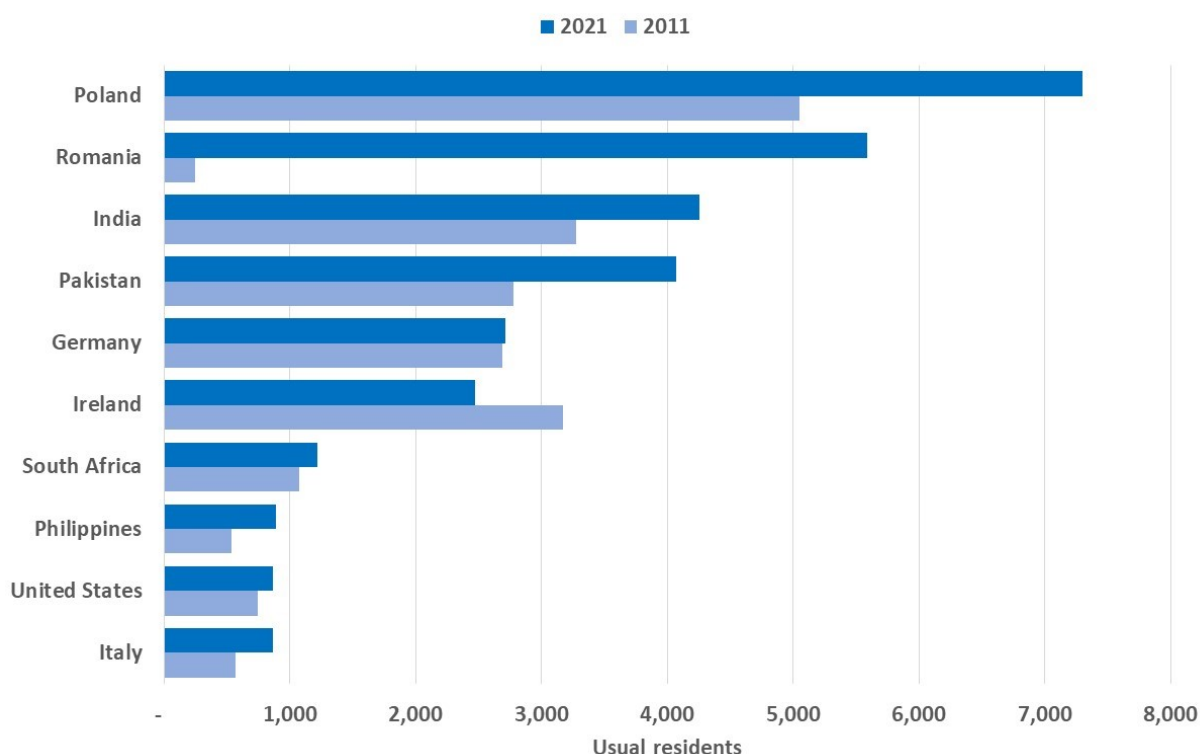
It is important to understand local migration in terms of public services. Access to services may be difficult due to a lack of local knowledge and language restraints. Due to the younger age of the non-UK born population, demand on services for children and families is likely to be higher than health and adult social care.

Country of birth

Out of the 876,100 usual residents in Staffordshire in 2021, 56,000 (6.4%) were born outside the UK, which is significantly lower than England (17.4%). This means that about 1 in 16 people in Staffordshire were born outside the UK. The size of the non-UK born population in Staffordshire has risen since 2011, when it was 38,400 (4.5% of usual residents).

Poland remained the most common non-UK country of birth in Staffordshire, with numbers increasing from 5,000 in 2011 (0.6%) to 7,300 (0.8%) in 2021. However, the largest increase of all countries of birth was Romania, where numbers increased from 250 (0.03%) in 2011 to 5,600 (0.6%) in 2021 and is now the second most popular country of birth. This increase is likely due to the lifting of working restrictions for Romanian citizens in 2014.

Figure 1 – Top 10 non-UK countries of birth in Staffordshire, 2021



Source: Office for National Statistics, Census 2021

All Staffordshire Districts and Boroughs saw an increase in the number of non-UK born residents between 2011 and 2021, however the proportion of the total



population remained lower than national for all. The largest increases were in Tamworth (87%) and East Staffordshire (75%).

From 2011 to 2021 those born in the European Union (EU) became the largest group of non-UK born Staffordshire residents. EU born residents made up 28,600 (3.3%) of the Staffordshire population, an increase from 17,100 (2.0%) in 2011. The remaining 27,400 (3.1%) were born outside the EU, which increased from 21,200 (2.5%) in 2011.

Figure 2 – Number and percentage of non-UK born Staffordshire residents by district 2021.

District/Borough	EU countries	Non-EU (not inc UK)	Non-UK total	Non-UK % change since 2011
Cannock Chase	2,000 (2.0%)	1,600 (1.5%)	3,600 (3.6%)	48.3%
East Staffordshire	9,900 (8.0%)	7,400 (5.9%)	17,300 (13.9%)	75.4%
Lichfield	2,500 (2.3%)	2,700 (2.5%)	5,100 (4.8%)	32.6%
Newcastle-under-Lyme	3,300 (2.6%)	5,100 (4.1%)	8,400 (6.8%)	34.5%
South Staffordshire	1,400 (1.3%)	2,200 (2.0%)	3,600 (3.3%)	20.9%
Stafford	4,500 (3.3%)	5,700 (4.2%)	10,200 (7.5%)	28.8%
Staffordshire Moorlands	1,200 (1.3%)	1,200 (1.3%)	2,500 (2.6%)	10.1%
Tamworth	3,800 (4.8%)	1,500 (1.9%)	5,300 (6.7%)	87.1%
Staffordshire	28,600 (3.3%)	27,400 (3.1%)	56,000 (6.4%)	45.9%
England	3,551,500 (6.3%)	6,251,100 (11.1%)	9,802,500 (17.4%)	33.6%

Source: Office for National Statistics, Census 2021

Across Staffordshire’s District and Boroughs, there was some variation in the most common non-UK countries of birth:



Figure 3 – Top 3 non-UK countries of birth by district, population size and percentage of district population 2021

	Most common	Second most common	Third most common
Cannock Chase	Romania 500 (0.5%)	Poland 400 (0.4%)	Germany 300 (0.3%)
East Staffordshire	Pakistan 3,200 (2.6%)	Poland 3,200 (2.5%)	Romania 1,900 (1.6%)
Lichfield	Poland 600 (0.5%)	India 500 (0.5%)	Ireland 400 (0.4%)
Newcastle-under-Lyme	India 900 (0.8%)	Poland 800 (0.7%)	Romania 600 (0.5%)
South Staffordshire	India 600 (0.6%)	Ireland 300 (0.3%)	Germany 200 (0.2%)
Stafford	India 1,100 (0.8%)	Poland 1,000 (0.8%)	Germany 700 (0.5%)
Staffordshire Moorlands	Poland 200 (0.3%)	Germany 200 (0.2%)	Ireland 200 (0.2%)
Tamworth	Romania 1,500 (1.9%)	Poland 900 (1.1%)	Ireland 300 (0.4%)
Staffordshire	Poland 7,300 (0.8%)	Romania 5,600 (0.6%)	India 4,300 (0.5%)

Year and age of arrival

Usual residents born outside the UK were asked when they had most recently arrived to live in the UK. Of the 56,000 Staffordshire residents in 2021 who were not born in the UK:

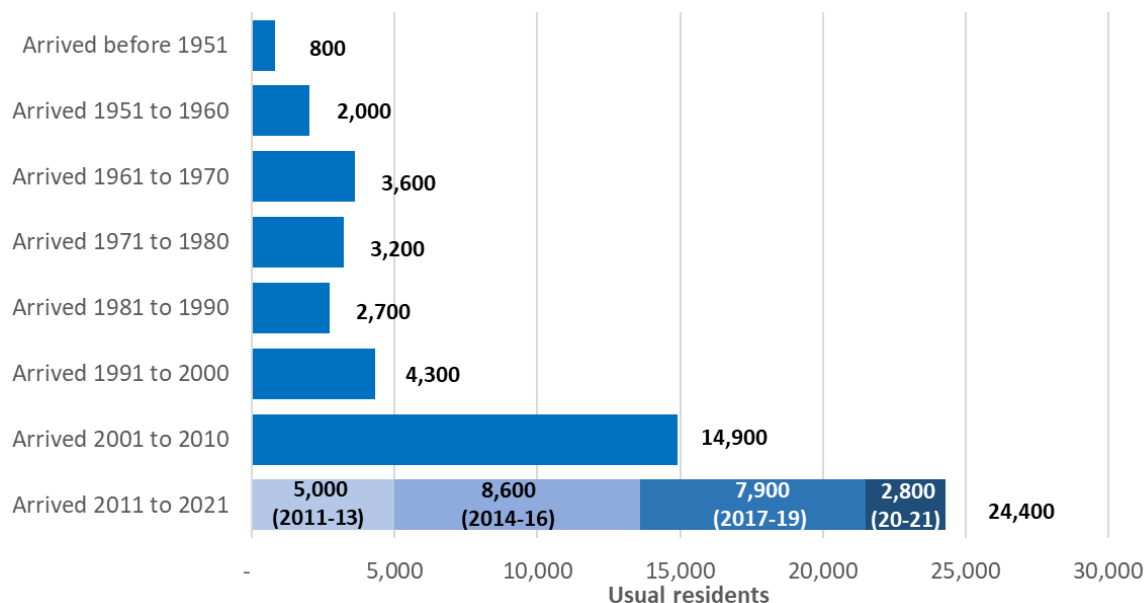
- 24,400 (43.6%) had arrived since 2011
- 14,900 (26.7%) had arrived between 2001 and 2010
- 16,600 (29.7%) had arrived before 2001

Throughout the decade the majority of non-UK born residents arrived between 2014 and 2019 in the lead up to and after the EU referendum. Despite the international travel restrictions imposed during the coronavirus pandemic, 2,800 non-UK born residents still arrived between 2020 and Census Day, 21 March 2021.

Note: The number arrived since 2011 (24,000) is not equal to the difference in total non-UK born people from 2011 to 2021 (17,600) due to factors such as mortality and migration out of the UK.

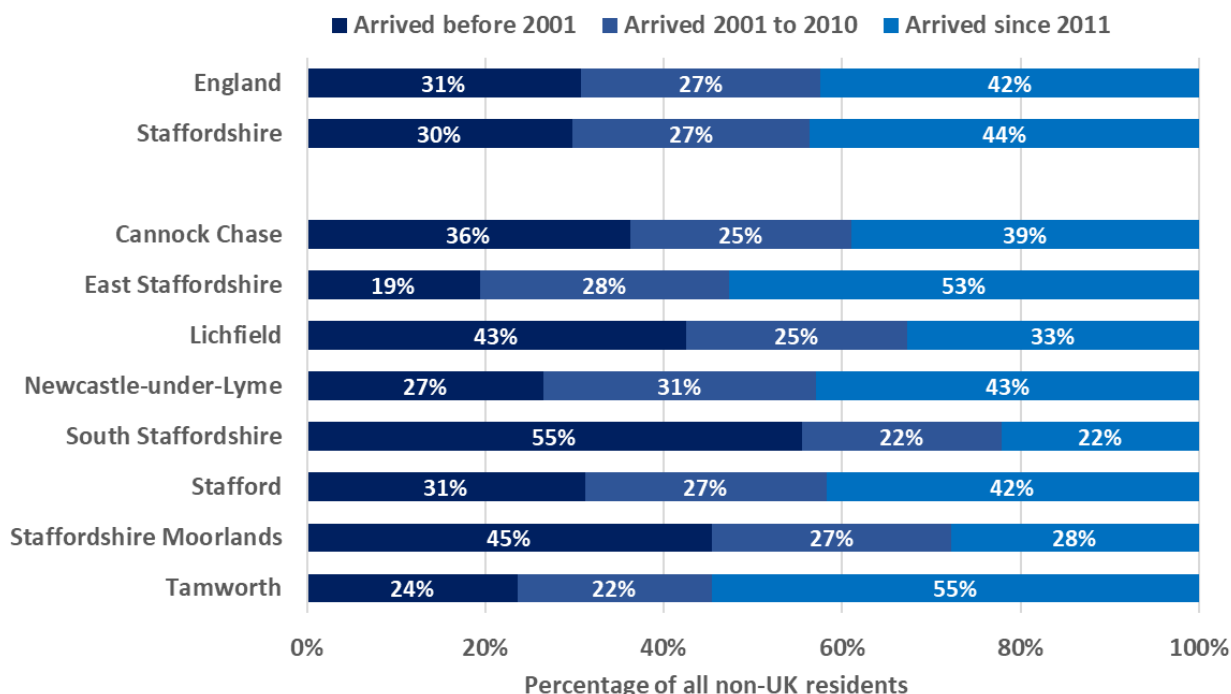


Figure 4 – All non-UK born Staffordshire residents by most recent year of arrival, 2021.



The year of arrival varied by district, whereby East Staffordshire (53%) and Tamworth (55%) experienced the highest proportion of their total non-UK born residents arriving more recently, after 2011.

Figure 5 – Proportions of non-UK born Staffordshire residents by most recent year of arrival and district, 2021.



Similar to the national picture, the data on age on arrival shows that non-UK born arrivals in Staffordshire in 2021 are younger in age than the overall population structure, although older than in 2011:

- One in three non-UK born usual Staffordshire residents were below the age of 18 years when they arrived in the UK (33.9%, down from 40.0% in 2011)
- Four out of ten were aged 18 to 29 years (41.6%, similar to 42.0% in 2011)
- One in five were aged 30 to 44 (19.1%, higher than 14.5% in 2011)
- One in twenty were aged over 45 or over (5.3%, higher than 3.5% in 2011)

The younger age of non-UK born residents is typically due to young adults coming for work or study, or as children accompanying their parents. Migration is an important consideration in many areas of policy that focus on young people, particularly education, training and youth employment.

Useful Links

The ONS data is available to explore and use now, with a number of helpful resources made publicly available.

- Access to the ONS data tables can be found [here](#).
- ONS Local Authority interactive guide is available [here](#).
- Census 2021 Migration bulletin can be found [here](#).

For more information contact the Insight Team at:
insight.team@staffordshire.gov.uk.

